

Summary

Order Reference: michael.bohner@dandb.com | Report as of: 04-21-2022 | using Currency as USD

ASTBURY WATER
TECHNOLOGY,
INCORPORATED

Tradestyle(s): A W T

ACTIVE HEADQUARTERS

Address: 5940 W Raymond St, Indianapolis, IN,
46241, UNITED STATES

Phone: (317) 328-7153

D-U-N-S: 08-318-4346

In Portfolio: No

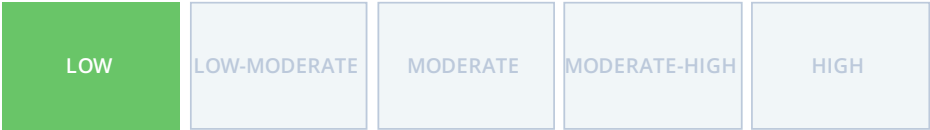
<p>Risk of Bad Debt Write-off</p> <p>98</p> <p>(No change since last month)</p>	<p>Cash Flow Risk</p> <p>94</p> <p>(No change since last month)</p>	<p>Age of Business</p> <p>43 years</p> <p>1979 Year Started</p>	<p>Employees</p> <p>85</p>
---	---	---	----------------------------

Company Profile

<p>D-U-N-S</p> <p>08-318-4346</p> <p>Legal Form</p> <p>Corporation (US)</p> <p>History Record</p> <p>Clear</p> <p>Date Incorporated</p> <p>07-08-1996</p> <p>State of Incorporation</p> <p>Indiana</p> <p>Ownership</p> <p>Not publicly traded</p>	<p>Mailing Address</p> <p>United States</p> <p>Telephone</p> <p>(317) 328-7153</p> <p>Website</p> <p>www.astburygroup.com</p> <p>Present Control Succeeded</p> <p>1996</p>	<p>Employees</p> <p>85</p> <p>Age (Year Started)</p> <p>43 years (1979)</p> <p>Named Principal</p> <p>Daniel T Astbury, CEO</p> <p>Line of Business</p> <p>Mfg service industry machinery</p>
--	--	---

Risk Assessment

Overall Business Risk



Maximum Credit Recommendation

US\$ 240,000

Dun & Bradstreet Thinks...

- Overall assessment of this organization over the next 12 months: **VERY STABLE CONDITION**
- Based on the predicted risk of business discontinuation: **STRONG LIKELIHOOD OF CONTINUED OPERATIONS**
- Based on the predicted risk of severely delinquent payments: **VERY LOW POTENTIAL FOR SEVERELY DELINQUENT PAYMENTS**

The recommended limit is based on a low probability of severe delinquency.

D&B Viability Rating


Portfolio Comparison Score



Company's risk level is: **LOW**

Probability that a company will go out of business, become dormant/inactive, or file for bankruptcy/insolvency within the next 12 months: **3.00 %**


Risk of Bad Debt Write-off (also known as the Failure Score)




Company's risk level is: **LOW**

Based on the D&B Failure Score, the probability of failure for this company in the next 12 months is **0.03 %**, which makes it a **Low** risk for you to incur a write-off.

Past 12 Months



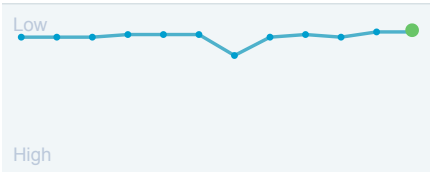
Cash Flow Risk (also known as the Delinquency Score)



Company's risk level is: **LOW**

Based on the D&B Delinquency Score reporting a payment behavior of **CONSISTENT, TIMELY PAYMENTS**, this company is predicted to have a **Low** risk of a negative impact to your cash flow.

Past 12 Months



Payment Behavior

79

Low Risk (100)

High Risk (0)


Company's risk level is: **LOW**

Days Beyond Terms : 2

Based on a D&B PAYDEX® of 79

According to the D&B PAYDEX® Score, this company paid its vendors on 2 days beyond credit terms.

Past 24 Months



D&B Rating

Current Rating as of 07-20-2020

Employee Size

1R : 10 employees and over

Risk Indicator

2 : Low Risk

Previous Rating

Employee Size

1R : 10 employees and over

Risk Indicator

3 : Moderate Risk

Legal Events

Events	Occurrences	Last Filed
Bankruptcies	0	-
Judgements	0	-
Liens	0	-
Suits	0	-
UCC	0	-

Trade Payments

Highest Past Due

US\$ 0

Highest Now Owing

US\$ 20,000

Total Trade Experiences

22

Largest High Credit

US\$ 20,000

Average High Credit

US\$ 2,058

Ownership

This company is a **Global Ultimate, Domestic Ultimate, Headquarters**

Global Ultimate, Domestic Ultimate

ASTBURY WATER TECHNOLOGY, INCORPORATED

UNITED STATES

D-U-N-S Number **08-318-4346**

Total Members in **Family Tree** - 3

Branches

2

Financial Overview

Source: D&B

Balance sheet	Fiscal (individual) 12-31-2010	Amount (In Single Units)	Last 1 Years
Total Current Assets:		US\$ 886,045	-
Total Current Liabilities:		US\$ 0	-
Other Asset:		US\$ 254,044	-
Long Term Liabilities:		US\$ 0	-
Net Worth:		US\$ 1,140,089	-

Profit & Loss	Fiscal (individual) 12-31-2010	Amount (In Single Units)	Last 1 Years
Net Income:		US\$ 380,533	-
Sales:		US\$ 3,901,826	-

Country/Regional Insight

United States



Risk Category

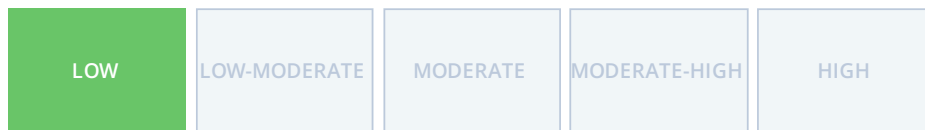


Stubborn inflation, reduced personal savings, and higher wages push or lure workers back to the workplace; the tight labour market should see some easing in the coming months.

Risk Assessment

D&B Guidance

Overall Business Risk



Maximum Credit Recommendation

US\$ 240,000

Dun & Bradstreet Thinks...


- Overall assessment of this organization over the next 12 months: **VERY STABLE CONDITION**
- Based on the predicted risk of business discontinuation: **STRONG LIKELIHOOD OF CONTINUED OPERATIONS**

The recommended limit is based on a low probability of severe delinquency.

- Based on the predicted risk of severely delinquent payments: **VERY LOW POTENTIAL FOR SEVERELY DELINQUENT PAYMENTS**

D&B Viability Rating

Portfolio Comparison Score



Rating Confidence Level



Data Depth

- Rich Firmographics
- Extensive Commercial Trading Activity
- Basic Financial Attributes

Level of Risk

Low

Probability of becoming no longer viable

3.00%


Percentage of businesses ranked with this score

11.00%

Average probability of becoming no longer viable

5.00%

Risk Of Bad Debt Write-Off (Also Known As The Failure Score)



Based on a D&B Failure Score of **98**

- Business does not own facilities
- Higher risk legal structure

Level of Risk

Low

Raw Score

1599

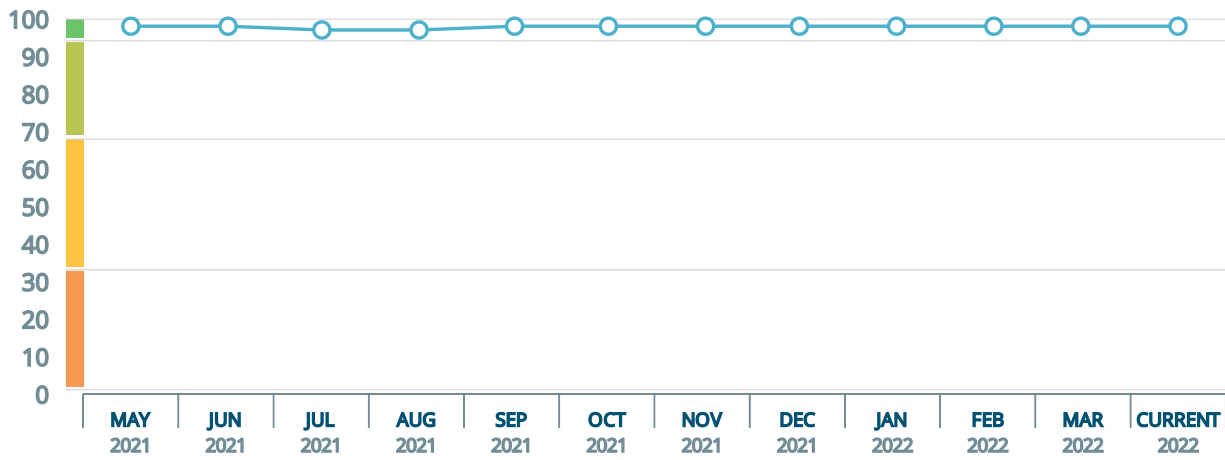
Probability of Failure

0.03%

Average Probability of Failure for Businesses in D&B Database

0.48%

Business and Industry Trends



Failure Score



Cash Flow Risk (Also Known As The Delinquency Score)

94

Low Risk (100)

High Risk (1)

Based on a D&B Delinquency Score of 94

- Higher risk industry based on delinquency rates for this industry
- Proportion of slow payments in recent months

Level of Risk

Low

Raw Score

591

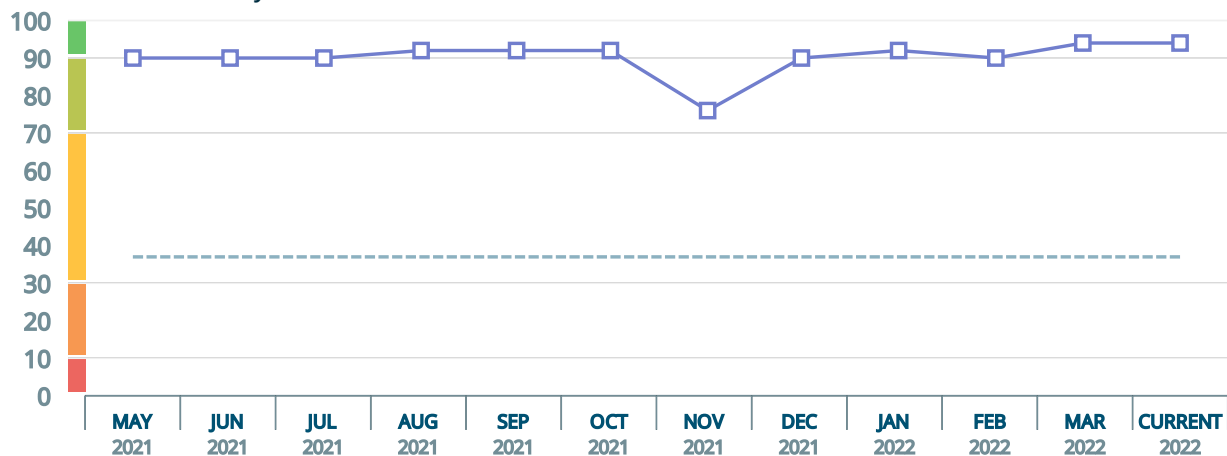
Probability of Delinquency

1.24%

Compared to Businesses in D&B Database

10.20%

Business and Industry Trends



Delinquency Score



Industry Median ...



Payment Behavior

Based on 24 months of data

2

Low Risk

Based on a D&B PAYDEX® of 79

High Risk

Risk of Slow Pay

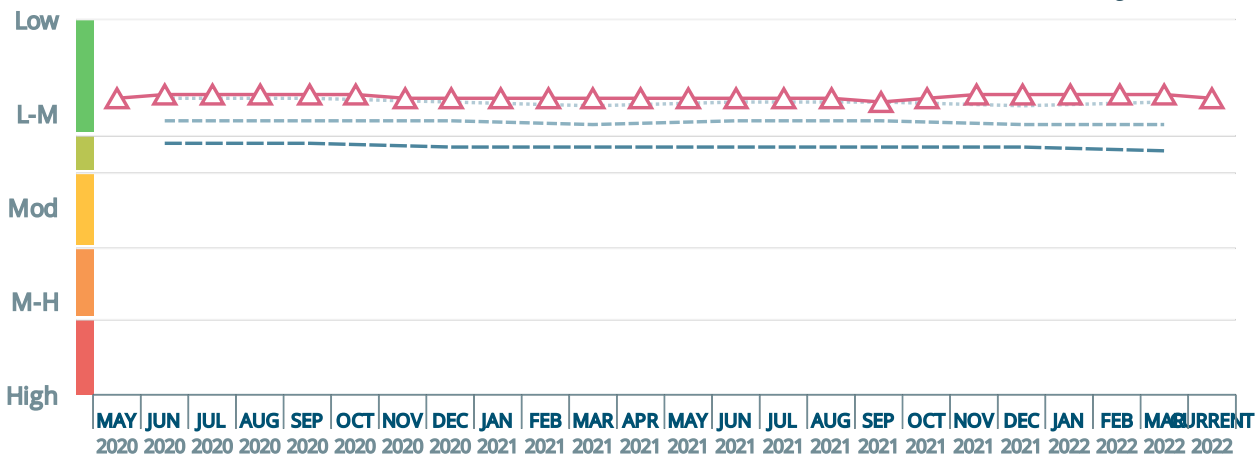
Low

Payment Behavior

Days Beyond Terms: 2

Business and Industry Trends

3589 - Mfg service industry machinery



PAYDEX®



Industry Median ... ---

Industry Upper Q... ..

Industry Lower Q... --

D&B Rating

Current Rating as of 07-20-2020

Employee Size

1R : 10 employees and over

Risk Indicator

2 : Low Risk

Previous Rating

Employee Size

1R : 10 employees and over

Risk Indicator

3 : Moderate Risk

Trade Payments

Trade Payments Summary (Based on 24 months of data)

Overall Payment Behavior

2

Days Beyond Terms

% of Trade Within Terms

84%

Highest Past Due

US\$ 0

Highest Now Owing:

US\$ 20,000

Total Trade Experiences:

22

Largest High Credit:

US\$ 20,000

Average High Credit:

US\$ 2,058

Total Unfavorable Comments:

0

Largest High Credit:

US\$ 0

Total Placed in Collections:

0

Largest High Credit:

US\$ 0

Trade Payments By Credit Extended (Based on 12 months of data)

Range of Credit Extended (US\$)	Number of Payment Experiences	Total Value	% Within Terms
100,000 & over	0	US\$ 0	0
50,000 - 99,999	0	US\$ 0	0
15,000 - 49,999	1	US\$ 20,000	100
5,000 - 14,999	0	US\$ 0	0
1,000 - 4,999	8	US\$ 12,500	96
Less than 1,000	8	US\$ 2,500	92

Trade Payments By Industry (Based on 24 months of data)

Industry Category	Number of Payment Experiences	Largest High Credit (US\$)	% Within Terms (Expand to View)	1 - 30 Days Late (%)	31 - 60 Days Late (%)	61 - 90 Days Late (%)	91 + Days Late (%)
▼ 35 - Industrial and Commercial Machinery and Computer Equipment	1	250					
3579 - Mfg misc office eqpt	1	250	100	0	0	0	0
▼ 38 - Measuring Analyzing and Controlling Instruments; Photographic Medical and Optical Goods; Watches and Clocks	2	1,000					
3823 - Mfg process controls	1	1,000	100	0	0	0	0
3829 - Mfg measure devices	1	500	100	0	0	0	0
▼ 39 - Miscellaneous Manufacturing Industries	1	1,000					
3993 - Mfg signs/ad spectlys	1	1,000	100	0	0	0	0
▼ 48 - Communications	3	1,000					
4812 - Radiotelephone commun	1	50	100	0	0	0	0
4813 - Telephone communictns	2	1,000	100	0	0	0	0
▼ 50 - Wholesale Trade - Durable Goods	6	2,500					
5013 - Whol auto parts	1	100	0	0	0	100	0
5049 - Whol misc profrsn eqpt	1	2,500	100	0	0	0	0
5074 - Whol plumb/hydrionics	1	1,000	50	50	0	0	0
5084 - Whol industrial equip	1	500	100	0	0	0	0
5085 - Whol industrial suppl	2	2,500	96	0	4	0	0

Industry Category	Number of Payment Experiences	Largest High Credit (US\$)	% Within Terms (Expand to View)	1 - 30 Days Late (%)	31 - 60 Days Late (%)	61 - 90 Days Late (%)	91 + Days Late (%)
▼ 57 - Home Furniture Furnishings and Equipment Stores	1	2,500					
5712 - Ret furniture	1	2,500	100	0	0	0	0
▼ 73 - Business Services	3	20,000					
7374 - Data processing svcs	2	1,000	100	0	0	0	0
7389 - Misc business service	1	20,000	100	0	0	0	0

Trade Lines						
Date of Experience	Payment Status	Selling Terms	High Credit (US\$)	Now Owes (US\$)	Past Due (US\$)	Months Since Last Sale
04/22	Pays Promptly	-	1,000	0	0	Between 4 and 5 Months
03/22	Pays Slow 60+	-	100	0	0	Between 6 and 12 Months
03/22	Pays Promptly	N30	2,500	1,000	0	1
03/22	Pays Promptly	N30	2,500	50	0	1
03/22	Pays Promptly	-	1,000	0	0	Between 2 and 3 Months
03/22	Pays Promptly	-	1,000	0	0	Between 6 and 12 Months
03/22	Pays Promptly	-	750	500	0	1
03/22	Pays Promptly	-	500	0	0	1
03/22	Pays Promptly	-	250	250	0	1
03/22	Pays Promptly	-	250	250	0	1
03/22	Pays Prompt to Slow 30+	-	1,000	0	0	1
03/22	Pays Promptly	-	20,000	20,000	0	1
03/22	Pays Slow 90+	-	100	0	0	Between 6 and 12 Months
03/22	-	Cash account	1,000	-	-	1
03/22	-	Cash account	750	0	0	Between 2 and 3 Months
03/22	-	Cash account	100	0	0	Between 6 and 12 Months
03/22	-	Cash account	0	0	0	1
11/21	Pays Promptly	N30	2,500	0	0	Between 6 and 12 Months
11/21	Pays Promptly	-	50	0	0	Between 6 and 12 Months

Date of Experience	Payment Status	Selling Terms	High Credit (US\$)	Now Owes (US\$)	Past Due (US\$)	Months Since Last Sale
07/21	Pays Promptly	-	500	0	0	Between 6 and 12 Months
02/21	Pays Promptly	-	1,000	0	0	Between 6 and 12 Months
12/20	-	Cash account	50	-	-	1

Legal Events

Judgements	Liens	Suits	UCC Filings
0 Latest Filing: -	0 Latest Filing: -	0 Latest Filing: -	0 Latest Filing: -

D&B has not received any Public Filings for this company

Special Events

12-12-2020
ASTBURY WATER TECH, INC was reported by the SBA as a recipient of a loan for \$743,700 from Old National Bank on 04/10/2020 under the Paycheck Protection Program as authorized under the CARES Act of 2020.

07-18-2020
On July 6, 2020, the SBA announced that this business was approved for a loan between \$350K - \$1M from Old National Bank through the SBA's Paycheck Protection Program, as part of the CARES Act, in response to the COVID-19 pandemic. The amount of the actual loan may vary from the approved amount.

Company Profile

Company Overview		
D-U-N-S 08-318-4346	Mailing Address United States	Employees 85
Legal Form Corporation (US)	Telephone (317) 328-7153	Age (Year Started) 43 years (1979)
History Record Clear	Website www.astburygroup.com	Named Principal Daniel T Astbury, CEO
Date Incorporated 07-08-1996	Present Control Succeeded 1996	Line of Business Mfg service industry machinery
State of Incorporation Indiana		
Ownership Not publicly traded		

Business Registration

Corporate and business registrations reported by the secretary of state or other official source as of: 04-01-2022
This data is for informational purposes only, certification can only be obtained through the Office of the Secretary of State.

Registered Name	ASTBURY WATER TECHNOLOGY, INCORPORATED
Corporation Type	Corporation (US)
Business Commenced On	1979
State of Incorporation	INDIANA
Date Incorporated	07-08-1996
Registration ID	1996070434
Registration Status	ACTIVE
Filing Date	07-08-1996
Where Filed	SECRETARY OF STATE/CORPORATIONS DIVISION

Registered Agent

Name	KATHRYN B. ASTBURY
Address	5940 W. RAYMOND STREET, INDIANAPOLIS, IN, 462414349

Registered Principal

Name	Daniel T. Astbury
Title	President
Address	5940 W. Raymond Street, INDIANAPOLIS, IN, 462414349
Name	Kathryn Astbury
Title	Treasurer
Address	1 North Illinois Street;Suite 1902, Indianapolis, IN, 462040000

Principals

Officers

DANIEL T ASTBURY, CEO
KATHRYN B ASTBURY, CFO

Directors

DIRECTOR(S): THE OFFICER(S)

Company Events

The following information was reported on: 07-18-2020

The Indiana Secretary of State's business registrations file showed that Astbury Water Technology, Incorporated was registered as a Corporation on July 8, 1996.

Business started 1979 by the officers. Present control succeeded 1996. 100% of capital stock is owned by Kathryn B Astbury.

DANIEL T ASTBURY born 1955. 1996-present active here. 1981-2004 Louis B Astbury Co., Inc, Indianapolis, IN. 1973-1981 Detroit Diesel Allison Div of General Motors, Indianapolis, IN.

KATHRYN B ASTBURY born 1956. 1996-present active here. 1981-present Certified Public Accountant responsible for financial management and reporting for Astbury controlled companies. 1982-1984 tax accountant at Arthur Andersen & Co., Indianapolis, IN. 1975-1981 employed by Detroit Diesel Allison Div of General Motors, Indianapolis, IN. 1980 Bachelor of Industrial Administration degree from Kettering University (formerly General Motors Institute) majoring in finance and marketing.

AFFILIATES: The following are related through common principals, management and/or ownership: Astbury Gabriel Corp, Indianapolis, IN. Started '1987'. Operates as environmental analytical laboratory testing waste water, ground water, solid waste and hazardous waste.. Intercompany relations: None reported by management.

Astbury Environmental Engineering Inc, Indianapolis, IN. Started '1996'. Operates as environmental consulting service business, specializing in engineering.. Intercompany relations: None reported by management.

Astbury, Louis B Company Inc, Indianapolis, IN. Started '1978'. Operates as wholesales, retails, leases and distributes environmental equipment and supplies. Intercompany relations: None reported by management.

AFFILIATES: The following are related through common principals, management and/or ownership: RSDA INCORPORATED , Indianapolis, IN. DUNS #072787026. Operates as nonclassifiable establishment. Intercompany relations: None reported by management.

Business address has changed from 5933 W 71st St, Indianapolis, IN, 46278 to 5940 W Raymond St, Indianapolis, IN, 46241.

Business Activities And Employees

The following information was reported on: 07-18-2020

Business Information

Trade Names	A W T
Description	Manufactures service industry machinery, specializing in household type water filters or softeners, household type water purification equipment and industrial water treatment equipment. Waste water or sewage treatment plants. Terms are Net 30 days. Sells to commercial concerns and government. Territory : Regional.
Employees	85 which includes officer(s) and 9 part-time. UNDETERMINED employed here.
Financing Status	Unsecured
Seasonality	Nonseasonal.
Tenure	Rents
Facilities	Rents 16,000 sq. ft. on 1st floor of a one story cinder block building.

SIC/NAICS Information

SIC Codes	SIC Description	Percentage of Business
3589	Mfg service industry machinery	-
35890304	Water filters and softeners, household type	-
35890305	Water purification equipment, household type	-
35890306	Water treatment equipment, industrial	-
16290505	Waste water and sewage treatment plant construction	-
NAICS Codes	NAICS Description	
333318	Other Commercial and Service Industry Machinery Manufacturing	
333318	Other Commercial and Service Industry Machinery Manufacturing	
333318	Other Commercial and Service Industry Machinery Manufacturing	
237110	Water and Sewer Line and Related Structures Construction	

Government Activity		
Activity Summary		
Borrower(Dir/Guar)	No	
Administrative Debt	No	
Contractor	Yes	
Grantee	No	
Party excluded from federal program(s)	No	

Source: D&B | Currency: All figures shown in USD unless otherwise stated

Financials

Financial Statement Comparison		
	Fiscal Individual Dec 2010	Last 1 Years
Current Assets	886,045	
Total Current Liabilities	0	
Tangible Net Worth	1,140,089	
Sales	3,901,826	
Net Income	380,533	
Other Assets	254,044	

Long Term Liabilities

0

This information may not be reproduced in whole or in part by any means of reproduction.